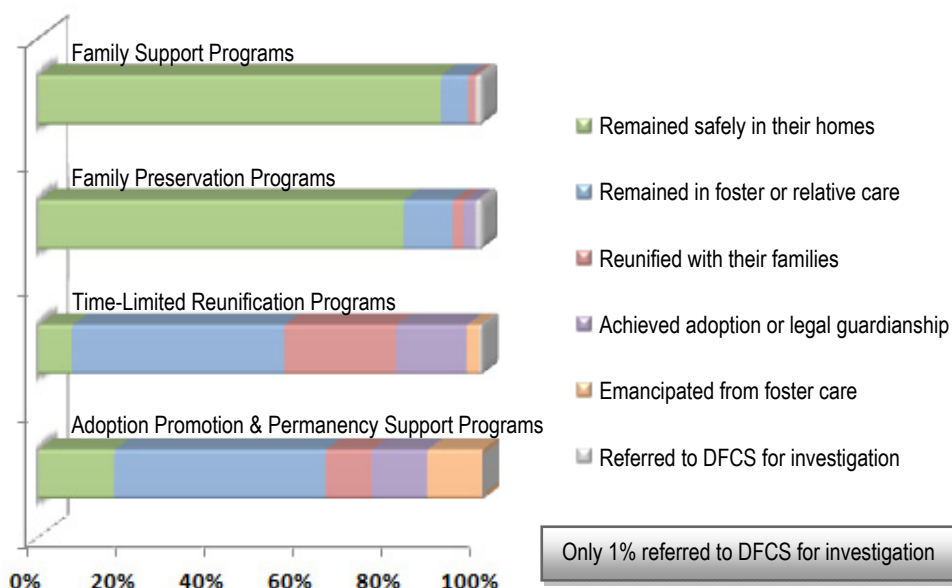


Promoting Safe & Stable Families Network in Georgia: Program Profile for FFY 2013



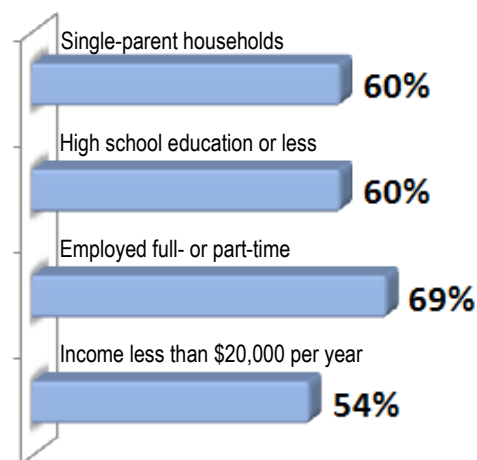
Promoting Safe and Stable Families, a program authorized under the Social Security Act (Title IV-B, Subpart 2), is designed to help states and communities provide services to meet the needs of families in crisis or at risk for child welfare intervention. In Georgia, this program is administered by the Division of Family and Children Services (DFCS) and funds a network of community-based service providers in four areas: family support, family preservation, time-limited reunification, and adoption promotion and support.

Outcomes for 6,702 Families Completing Services during the Year

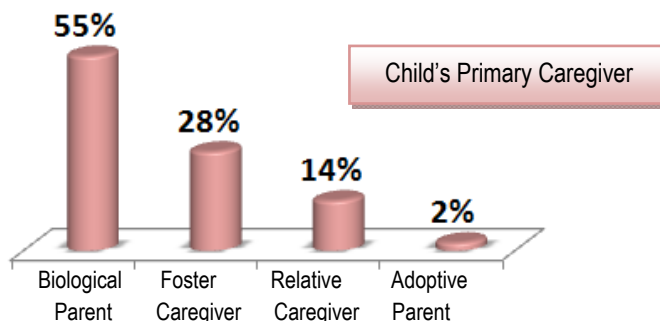
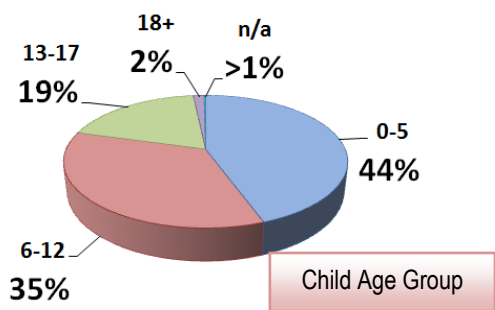


Served Children in
3,192 Foster Care Settings

6,589 Families Served
(adoptive, biological, relative)



16,840 Children in 9,781 Total Families Served



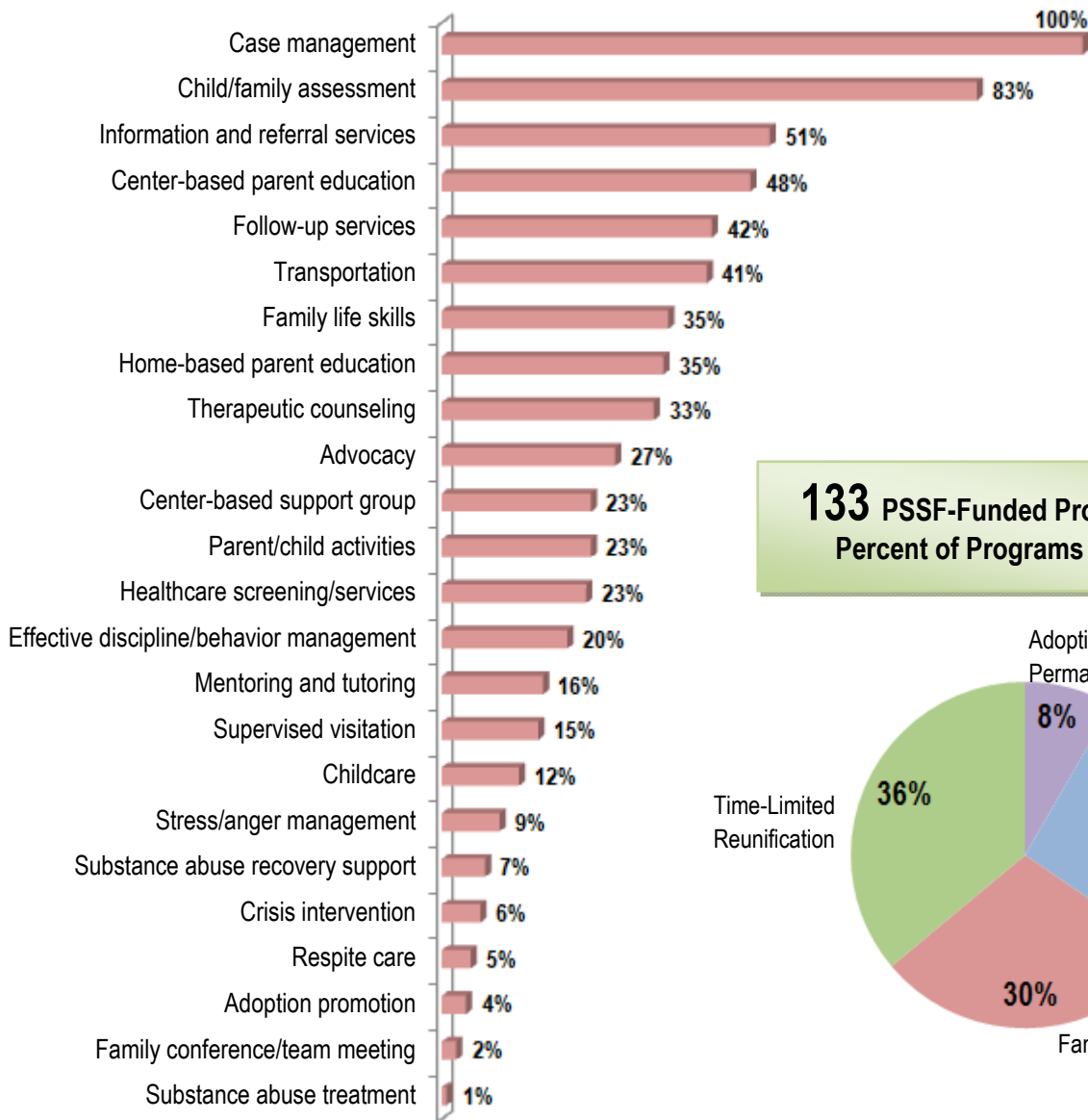
\$8.1
million
federal
grant

Family Support \$: **32%** Family Preservation \$: **25%**
Time-Limited Reunification \$: **35%** Adoption Promotion & Permanency Support \$: **9%***

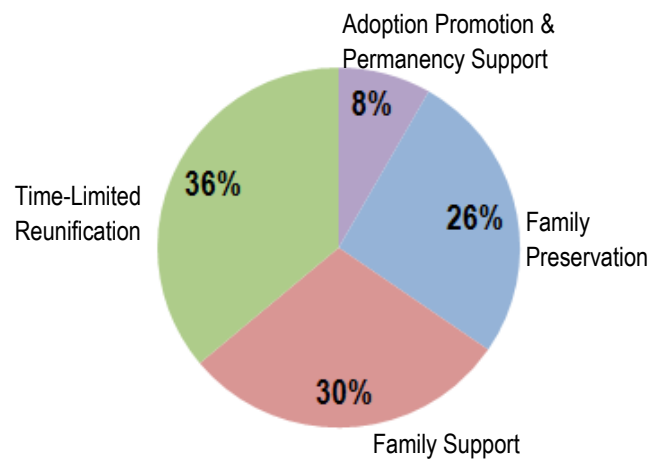
\$2.7
million
community
match

*Figures do not include an additional \$2.2 million in federal funding for state adoption contracts.

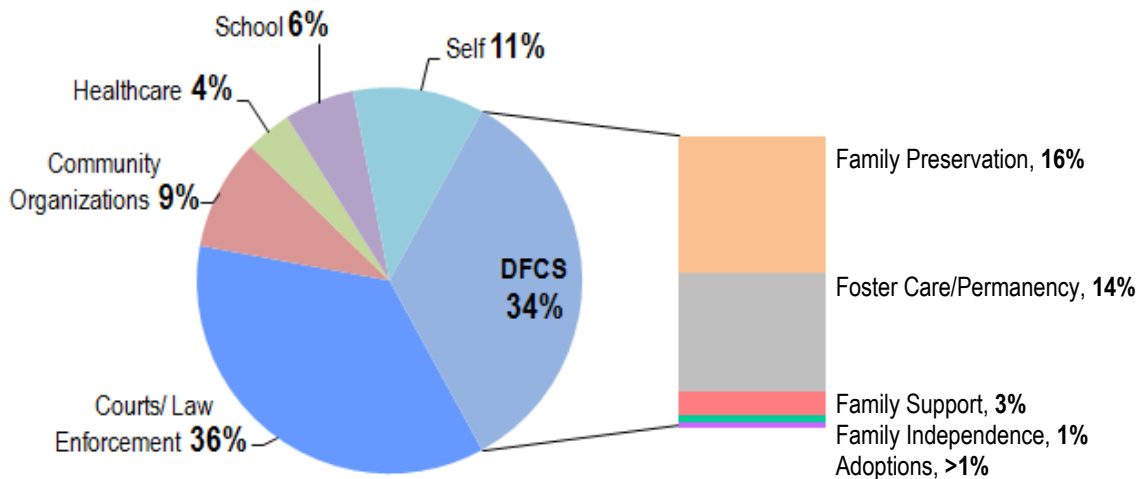
PSSF-Funded Service Array: Percent of PSSF Network Programs Providing Listed Service



133 PSSF-Funded Programs (in 116 agencies)
Percent of Programs by Program Category



Sources of Referrals to PSSF Network Programs



Promoting Safe & Stable Families Network in Georgia: Program Profile for FFY 2013

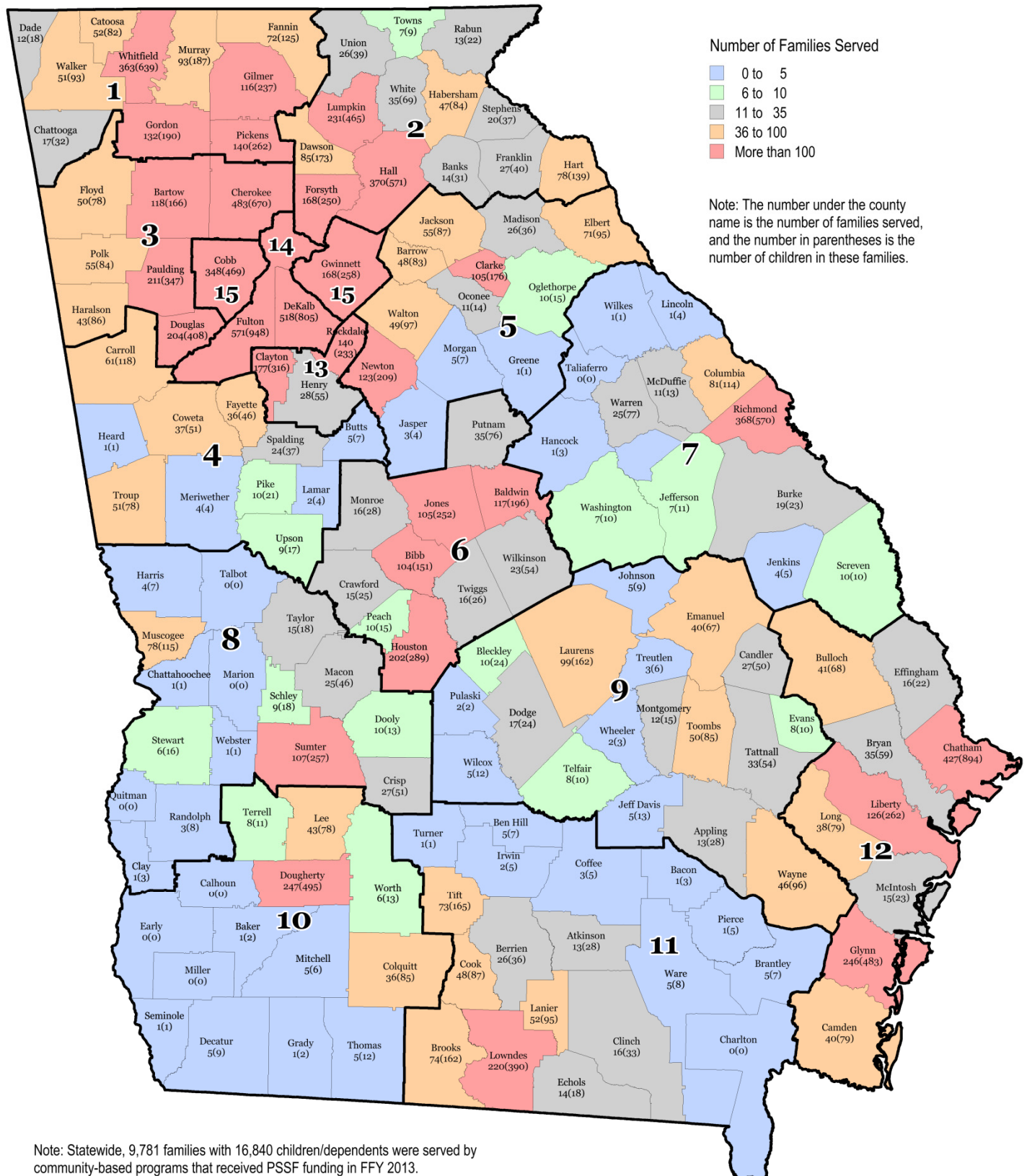
DFCS Referrals to PSSF-Funded Programs by Region, FFY 2013

(3,330 of 9,781 families, or 34%, referred by DFCS statewide)

Region		1	2	3	4	5	6	7	8	9	10	11	12	13	14	15
Total Families Referred		1,048	1,121	1,164	240	507	643	535	287	385	358	559	984	345	1,089	516
Referred by DFCS	#	450	175	329	107	160	353	167	104	172	110	280	396	87	189	251
	%	43%	16%	28%	45%	32%	55%	31%	36%	45%	31%	50%	40%	25%	17%	49%

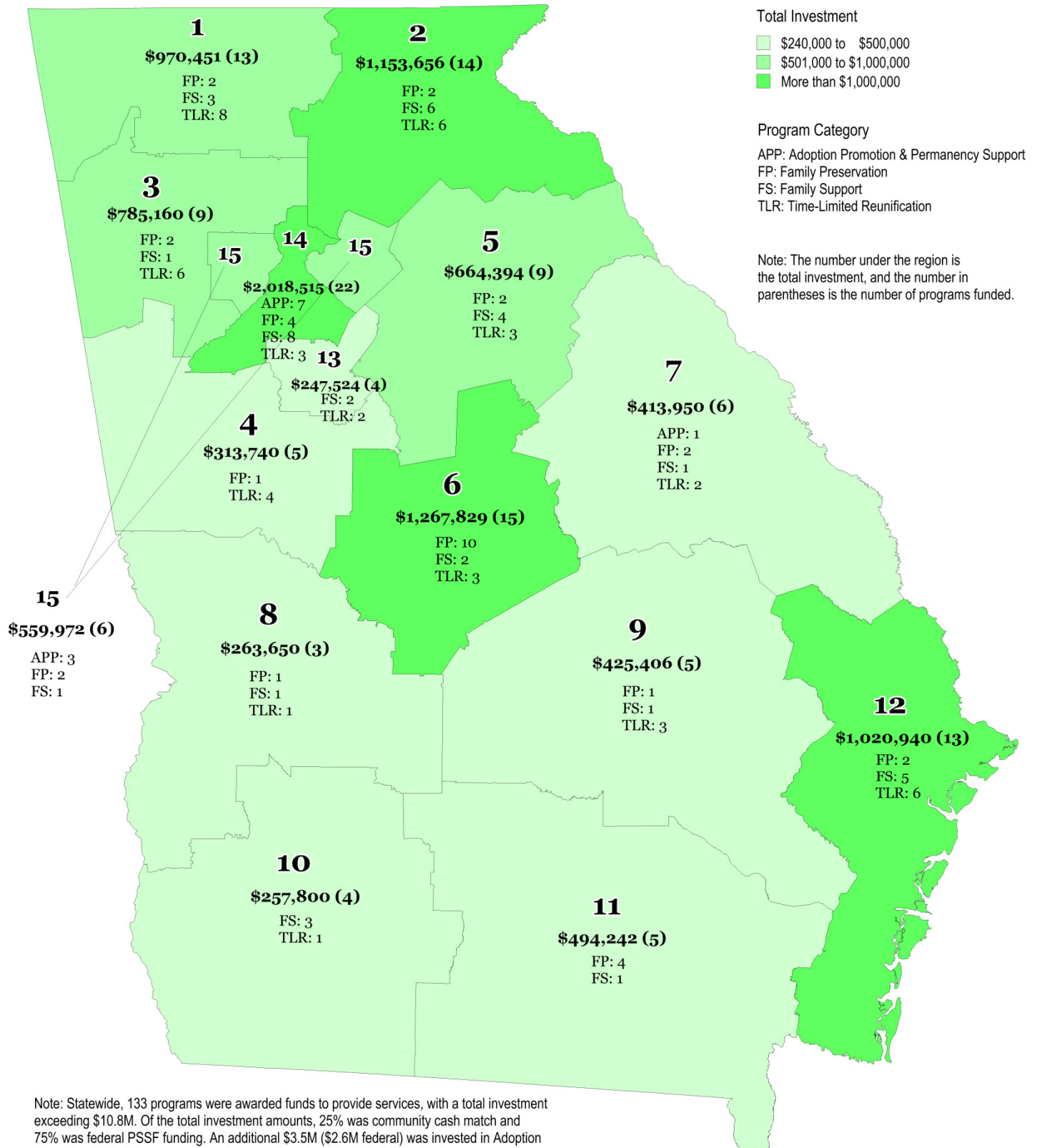
PSSF-Funded Service Array: Percent of Funded Programs Offering Service	Program Category				Total	Number of Regions in Which PSSF-Funded Service Was Available
	Family Support	Family Preservation	Time-Limited Reunification	Adoption Promotion & Permanency Support		
Child/family assessment	92%	83%	81%	64%	83%	15
Information and referral services	85%	57%	21%	45%	51%	15
Center-based parent education	62%	51%	35%	45%	48%	13
Follow-up services	31%	29%	63%	36%	42%	15
Transportation	38%	46%	40%	45%	41%	15
Family life skills	74%	23%	15%	27%	35%	14
Home-based parent education	64%	46%	4%	27%	35%	14
Therapeutic counseling	33%	66%	8%	36%	33%	13
Advocacy	8%	11%	56%	18%	27%	14
Center-based support group	44%	23%	2%	45%	23%	10
Parent/child activities	41%	23%	13%	9%	23%	12
Healthcare screening/services	31%	23%	19%	9%	23%	11
Effective discipline/behavior management	13%	49%	0%	36%	20%	10
Mentoring and tutoring	33%	6%	4%	36%	16%	11
Supervised visitation	0%	0%	42%	0%	15%	10
Childcare	21%	17%	0%	18%	12%	11
Stress/anger management	21%	3%	4%	9%	9%	9
Substance abuse recovery support	8%	14%	2%	0%	7%	4
Crisis intervention	3%	17%	0%	9%	6%	6
Respite care	3%	11%	0%	9%	5%	3
Adoption promotion	0%	6%	0%	27%	4%	3
Family conference/team meeting	0%	9%	0%	0%	2%	1
Substance abuse treatment	0%	3%	0%	0%	1%	1
Number of funded programs	39	35	48	11	133	15 regions

Families & Children Served by County of Residence, FFY 2013



Note: Statewide, 9,781 families with 16,840 children/dependents were served by community-based programs that received PSSF funding in FFY 2013.

Programs Awarded PSSF Funds to Provide Community-Based Services and Total Investment by Region, FFY 2013



Child's Primary Caregiver for Families Served by Region, FFY 2013

