

Georgia Department of Human Services

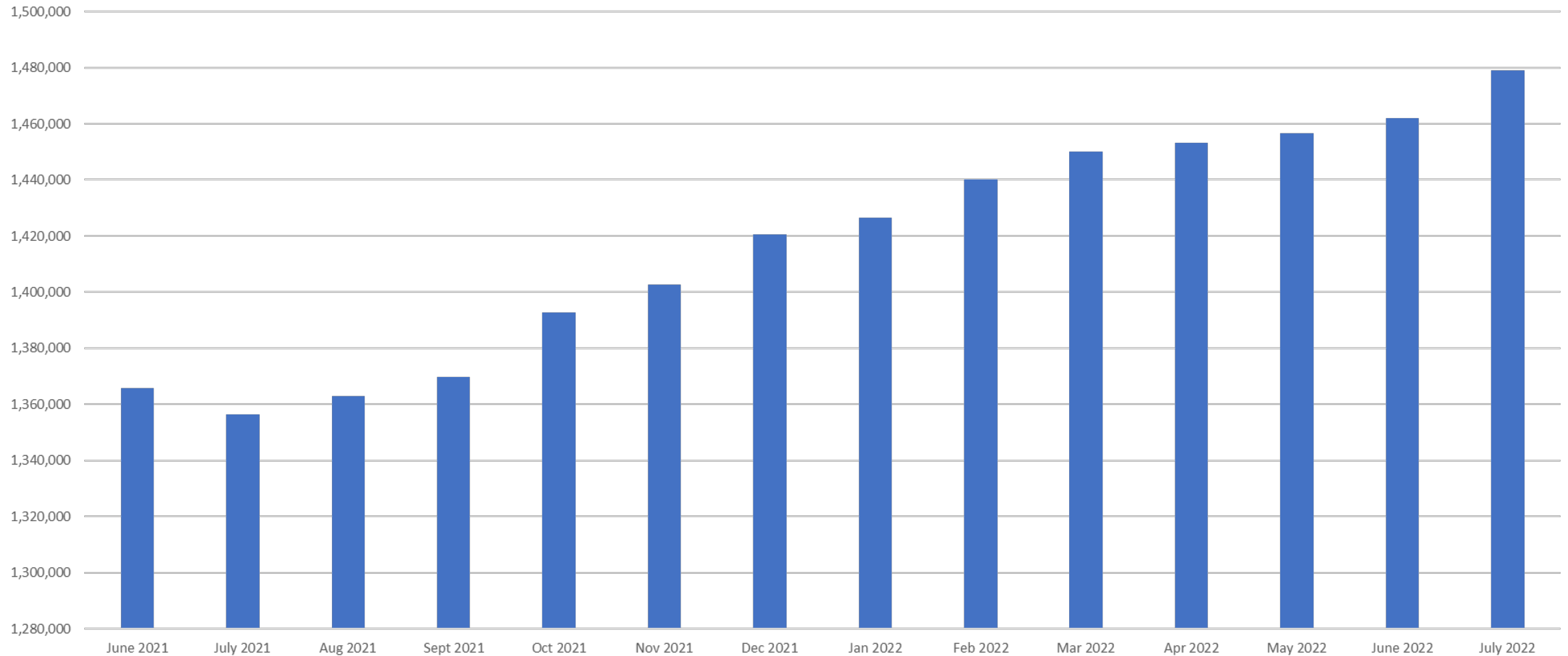
Family Independence

Monthly Data Report

Melody DeBussey

Deputy Commissioner, OFI

Unduplicated Families Served Across All Programs

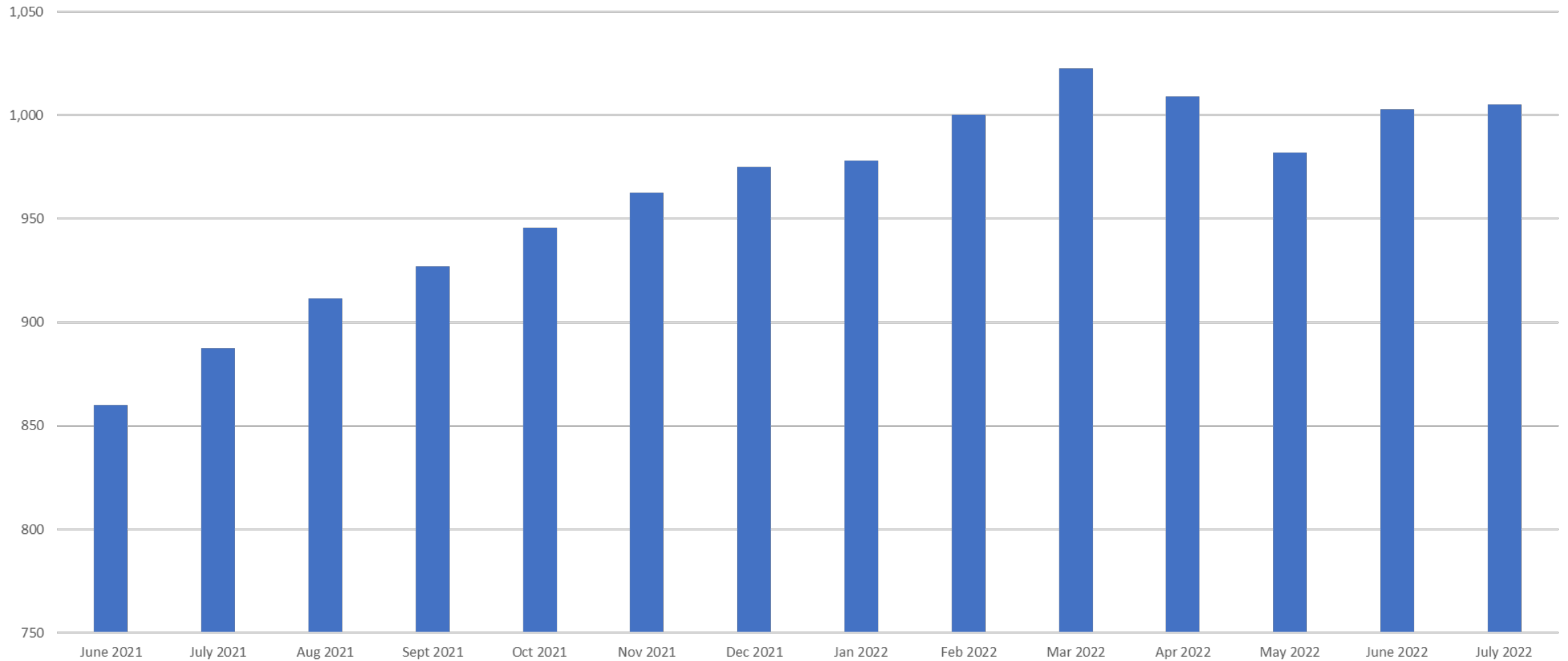


1,479,059 Active Unduplicated Families in July 2022.

Source: DFCS Transparency Data



Caseload Size

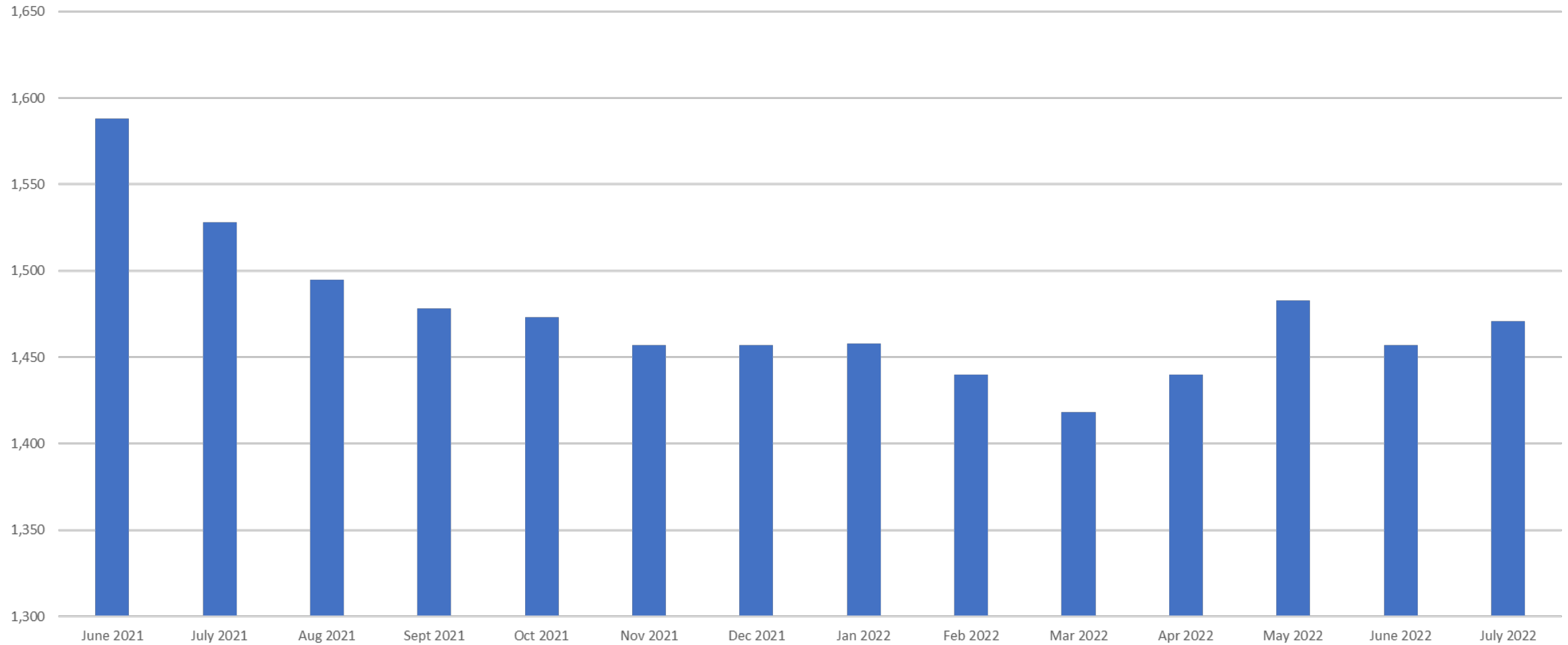


Average Caseload Size in July was 1,005.

Source: DFCS Transparency Data



Front Line Staffing Levels



Frontline Staffing level processing cases was 1,471 in July.
Source: DFCS Transparency Data



Percent of Population receiving SNAP

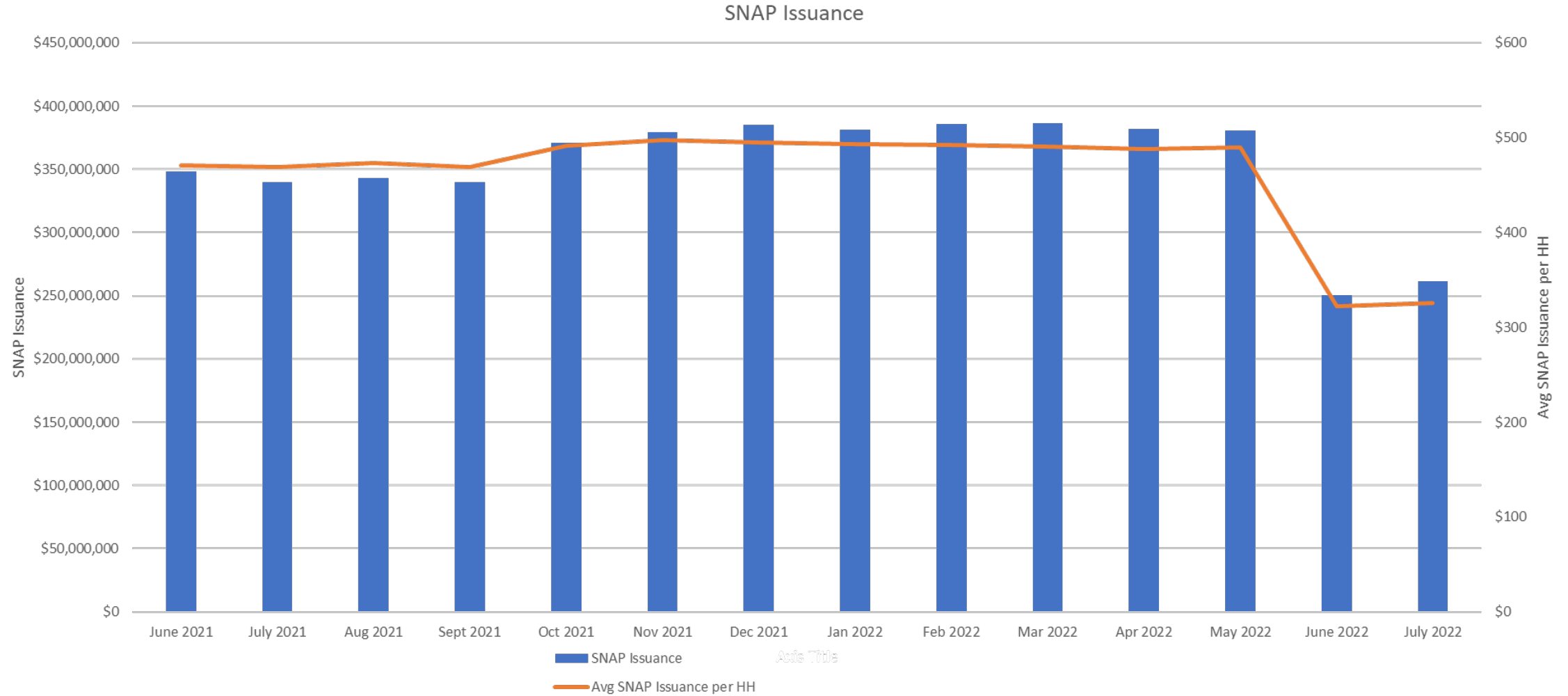


■ ≤9% ■ 10 - 14% ■ ≥15%

Range	# of Counties
≤9%	47
10 - 14%	77
≥15%	35
Grand Total	159



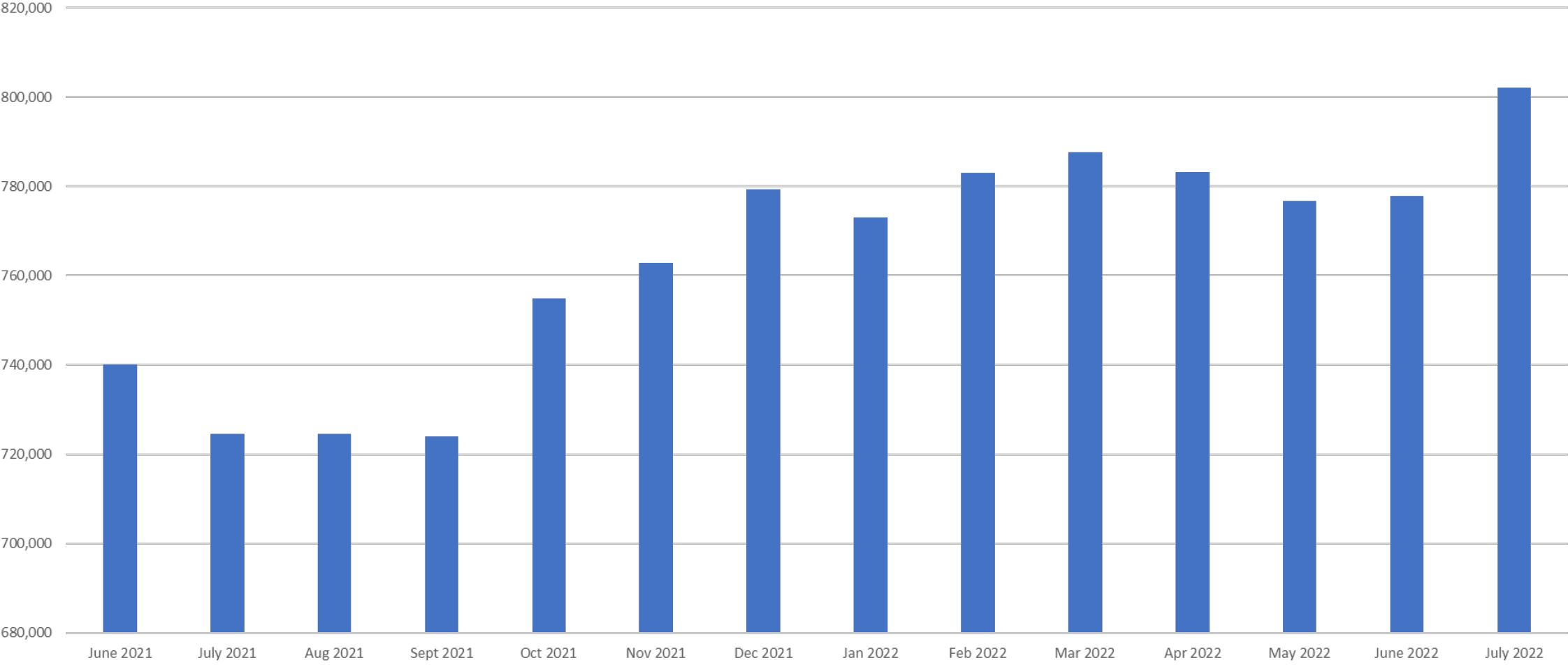
County	Population Estimate	Population Receiving SNAP	% Population Receiving SNAP	County	Population Estimate	Population Receiving SNAP	% Population Receiving SNAP	County	Population Estimate	Population Receiving SNAP	% Population Receiving SNAP	County	Population Estimate	Population Receiving SNAP	% Population Receiving SNAP
Appling	18,417	2,274	12%	Dade	16,445	1,169	7%	Jefferson	16,374	2,413	15%	Richmond	201,291	29,819	15%
Atkinson	8,294	1,031	12%	Dawson	22,673	1,315	6%	Jenkins	8,922	1,330	15%	Rockdale	86,901	10,323	12%
Bacon	11,222	1,473	13%	Decatur	27,378	4,608	17%	Johnson	9,794	1,280	13%	Schley	5,074	490	10%
Baker	3,292	556	17%	DeKalb	716,331	85,377	12%	Jones	28,738	2,410	8%	Screven	14,206	2,069	15%
Baldwin	45,795	5,276	12%	Dodge	21,180	2,998	14%	Lamar	18,114	2,358	13%	Seminole	8,769	1,509	17%
Banks	18,336	1,433	8%	Dooley	14,293	1,562	11%	Lanier	10,403	1,284	12%	Spalding	63,873	10,189	16%
Barrow	72,012	6,114	8%	Dougherty	93,310	18,343	20%	Laurens	47,886	7,864	16%	Stephens	25,620	3,297	13%
Bartow	101,336	9,106	9%	Douglas	136,520	14,803	11%	Lee	28,946	2,577	9%	Stewart	5,868	832	14%
Ben Hill	17,477	2,683	15%	Early	10,579	2,032	19%	Liberty	64,427	6,536	10%	Sumter	31,429	5,617	18%
Berrien	19,019	2,366	12%	Echols	4,048	351	9%	Lincoln	7,720	825	11%	Talbot	6,490	943	15%
Bibb	154,816	26,363	17%	Effingham	54,630	3,816	7%	Long	16,588	1,755	11%	Taliaferro	1,721	228	13%
Bleckley	12,746	1,331	10%	Elbert	19,537	2,671	14%	Lowndes	113,203	14,460	13%	Tattnall	25,302	2,517	10%
Brantley	18,452	2,430	13%	Emanuel	22,731	3,822	17%	Lumpkin	30,921	1,999	6%	Taylor	8,401	1,245	15%
Brooks	15,637	2,327	15%	Evans	10,814	1,469	14%	Macon	14,045	1,842	13%	Telfair	16,416	1,854	11%
Bryan	33,151	2,299	7%	Fannin	23,742	1,724	7%	Madison	28,232	2,621	9%	Terrell	9,213	1,882	20%
Bulloch	72,386	8,557	12%	Fayette	108,655	4,085	4%	Marion	8,739	1,096	13%	Thomas	44,824	5,916	13%
Burke	23,007	3,589	16%	Floyd	96,169	10,425	11%	McDuffie	21,582	3,075	14%	Tift	40,787	5,658	14%
Butts	23,445	2,733	12%	Forsyth	196,236	4,486	2%	McIntosh	14,007	1,559	11%	Toombs	27,210	4,099	15%
Calhoun	6,489	949	15%	Franklin	22,110	2,520	11%	Meriwether	21,297	2,930	14%	Towns	10,800	716	7%
Camden	51,445	3,773	7%	Fulton	983,903	116,621	12%	Miller	5,936	888	15%	Treutlen	6,762	1,100	16%
Candler	11,031	1,498	14%	Gilmer	28,673	2,206	8%	Mitchell	22,982	3,709	16%	Troup	68,867	8,779	13%
Carroll	112,595	11,821	10%	Glascock	3,087	282	9%	Monroe	26,915	2,282	8%	Turner	8,338	1,521	18%
Catoosa	65,375	4,597	7%	Glynn	81,743	8,415	10%	Montgomery	8,968	1,061	12%	Twiggs	8,509	1,231	14%
Charlton	13,130	1,212	9%	Gordon	55,889	4,952	9%	Morgan	17,900	1,582	9%	Union	21,725	1,379	6%
Chatham	279,290	29,563	11%	Grady	25,243	3,187	13%	Murray	39,401	4,466	11%	Upson	26,528	4,504	17%
Chattahoochee	11,914	472	4%	Greene	16,331	1,649	10%	Muscogee	200,285	28,369	14%	Walker	68,285	6,366	9%
Chattooga	25,241	3,563	14%	Gwinnett	859,234	56,085	7%	Newton	102,645	13,230	13%	Walton	86,201	7,499	9%
Cherokee	225,944	8,120	4%	Habersham	43,527	3,142	7%	Oconee	34,400	974	3%	Ware	35,723	5,634	16%
Clarke	120,905	10,820	9%	Hall	187,916	11,690	6%	Oglethorpe	14,688	1,272	9%	Warren	5,561	906	16%
Clay	3,104	607	20%	Hancock	8,881	1,246	14%	Paulding	147,400	10,459	7%	Washington	20,785	2,823	14%
Clayton	267,234	46,837	18%	Haralson	28,565	3,475	12%	Peach	27,086	3,614	13%	Wayne	30,046	3,773	13%
Clinch	6,791	986	15%	Harris	32,776	1,693	5%	Pickens	29,740	2,173	7%	Webster	2,720	361	13%
Cobb	719,133	42,059	6%	Hart	25,498	2,617	10%	Pierce	18,934	2,233	12%	Wheeler	7,956	771	10%
Coffee	43,003	5,739	13%	Heard	11,617	1,358	12%	Pike	17,812	1,257	7%	White	27,791	1,875	7%
Colquitt	46,024	6,563	14%	Henry	211,512	21,605	10%	Polk	41,215	5,433	13%	Whitfield	103,456	8,484	8%
Columbia	136,204	6,195	5%	Houston	147,570	13,827	9%	Pulaski	11,590	1,173	10%	Wilcox	8,972	1,138	13%
Cook	17,033	2,344	14%	Irwin	9,408	1,179	13%	Putnam	21,247	2,169	10%	Wilkes	9,991	1,389	14%
Coweta	133,416	8,747	7%	Jackson	61,420	4,429	7%	Quitman	2,326	381	16%	Wilkinson	9,386	1,301	14%
Crawford	12,539	1,343	11%	Jasper	13,593	1,385	10%	Rabun	16,266	1,090	7%	Worth	21,156	2,896	14%
Crisp	23,314	3,929	17%	Jeff Davis	14,990	2,027	14%	Randolph	7,315	1,354	19%				



SNAP Issuance in July was \$261,186,080 . Average issuance per family was \$326.
Source: DFCS Transparency Data



SNAP Families

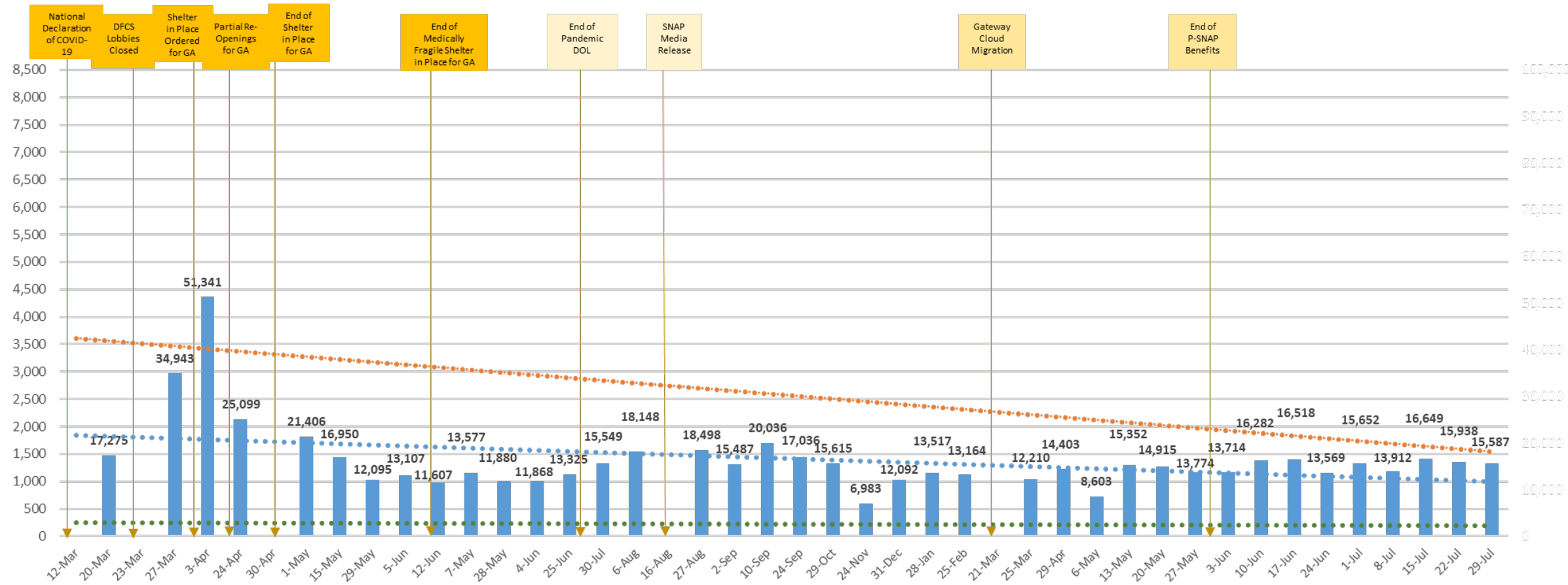


Total SNAP Families in July was 801,966

Source: DFCS Transparency Data



SNAP Applications Received by Date and Submission Mode



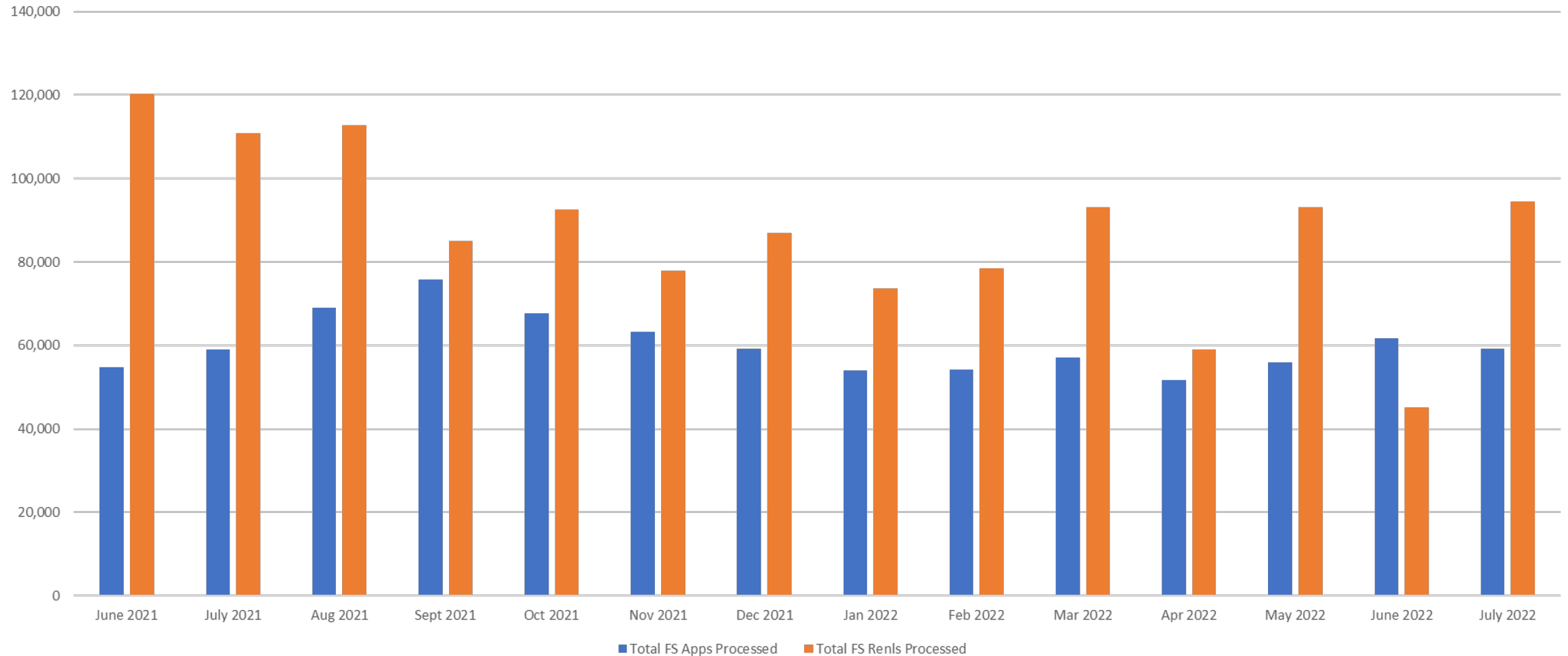
Note: Bars represent Weekly Totals



..... Linear (Paper) Linear (Customer Portal) Linear (Weekly Totals)



SNAP Applications and Renewals Processed

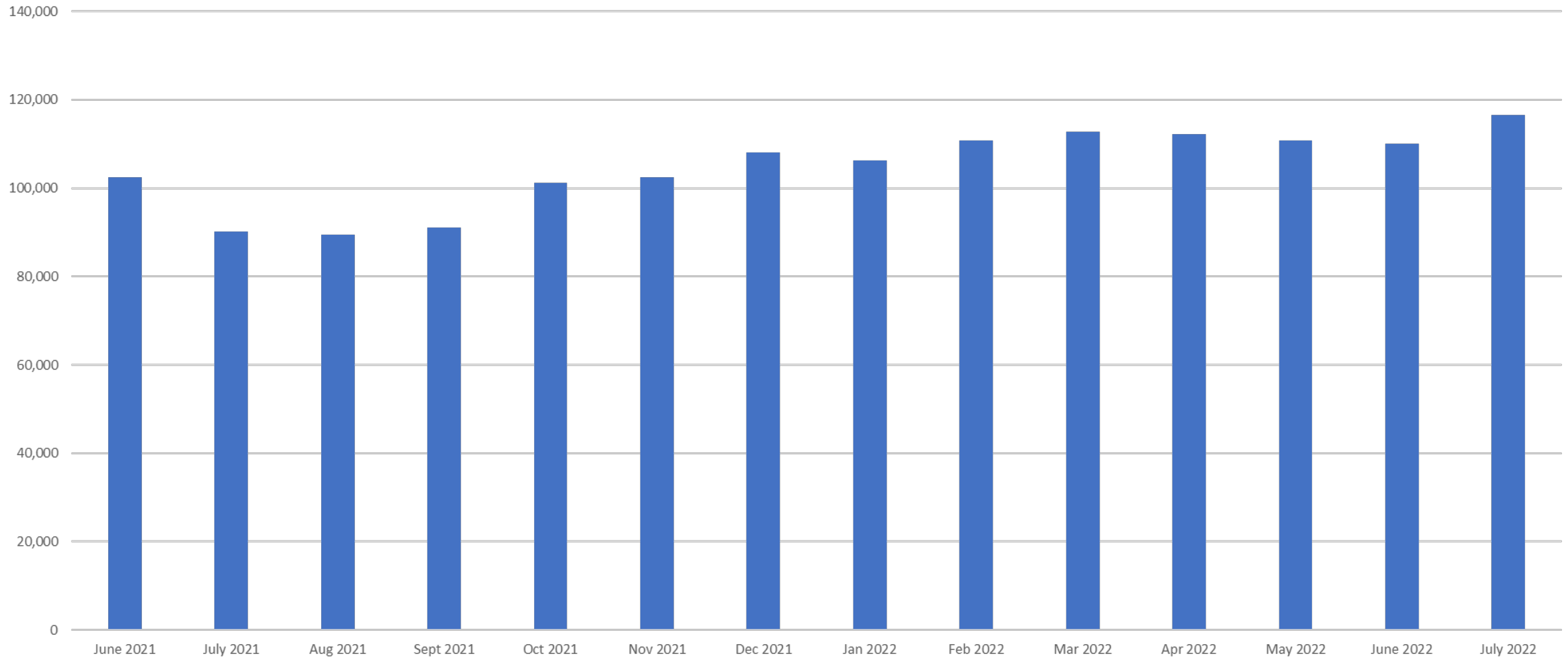


SNAP applications processed in July was 59,171 and renewals processed was 94,398.

Data Source: DFCS Transparency Data



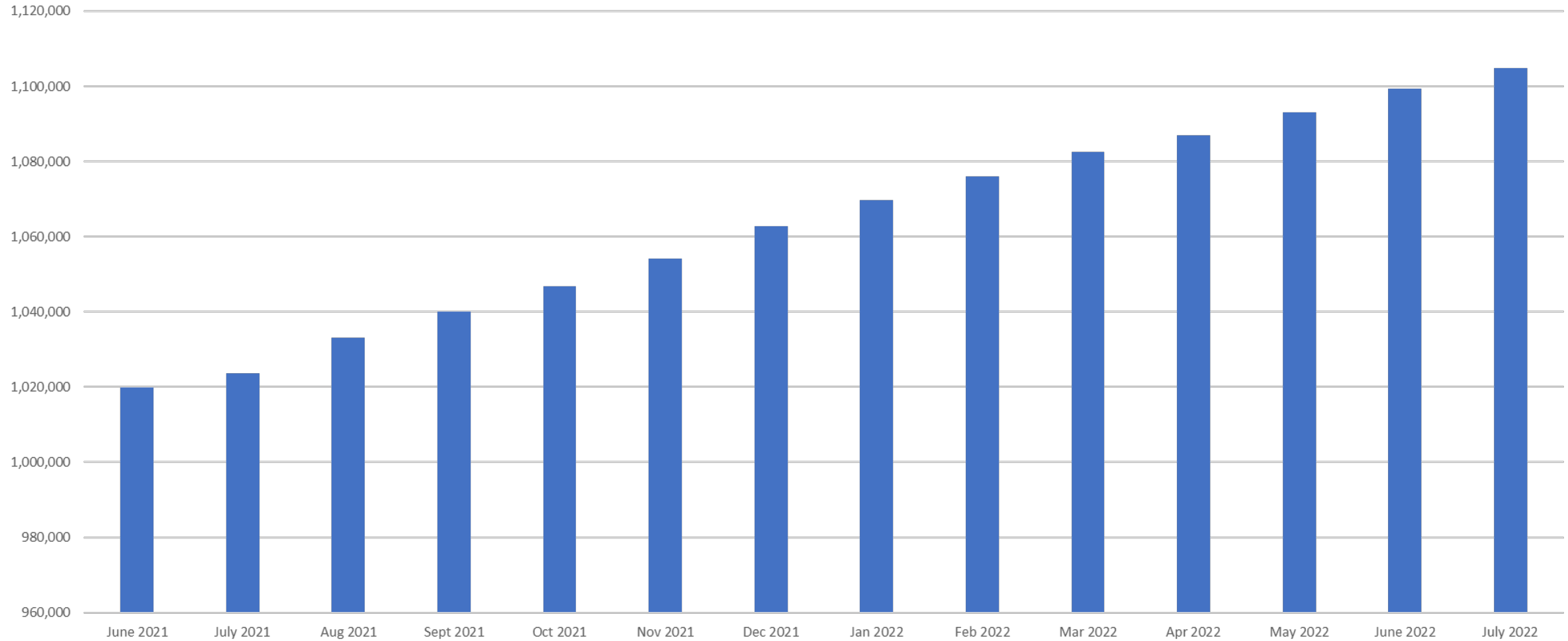
SNAP ABAWDs



116,557 SNAP ABAWDs in July 2022. Source: EMP-016



Active Medical Assistance Families

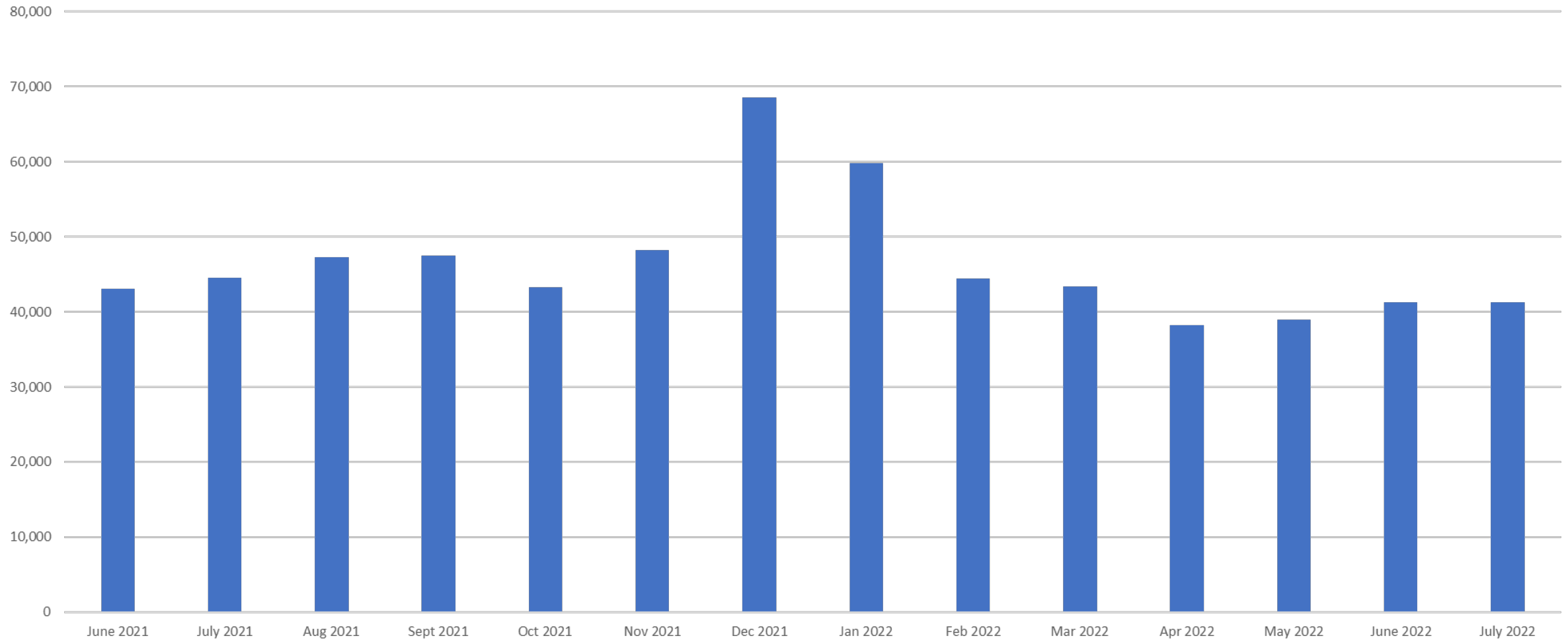


Active Medical Assistance families in July was 1,104,908

Data Source: DFCS Transparency Data



Total Medical Assistance Applications Processed

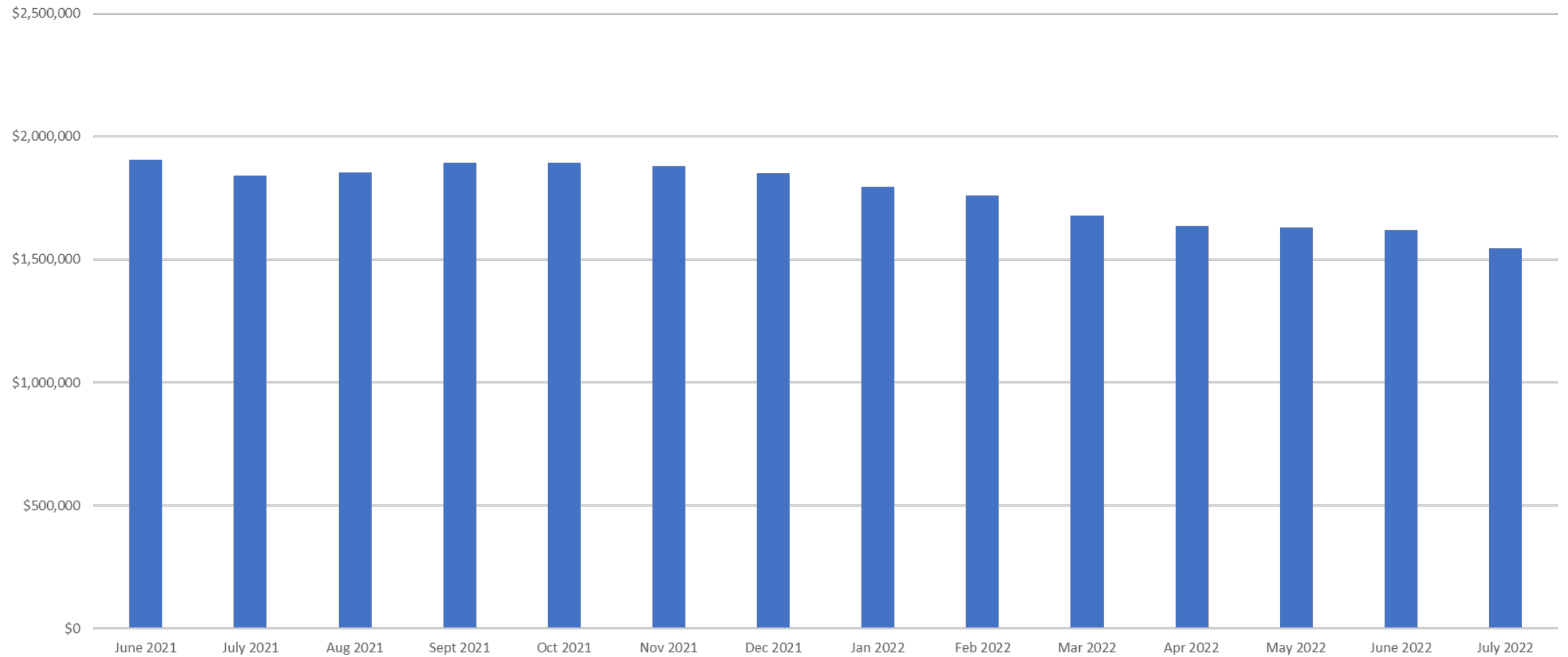


Total Medical Assistance Applications processed in July was 41,264.

Data Source: DFCS Transparency Data



TANF Issuance

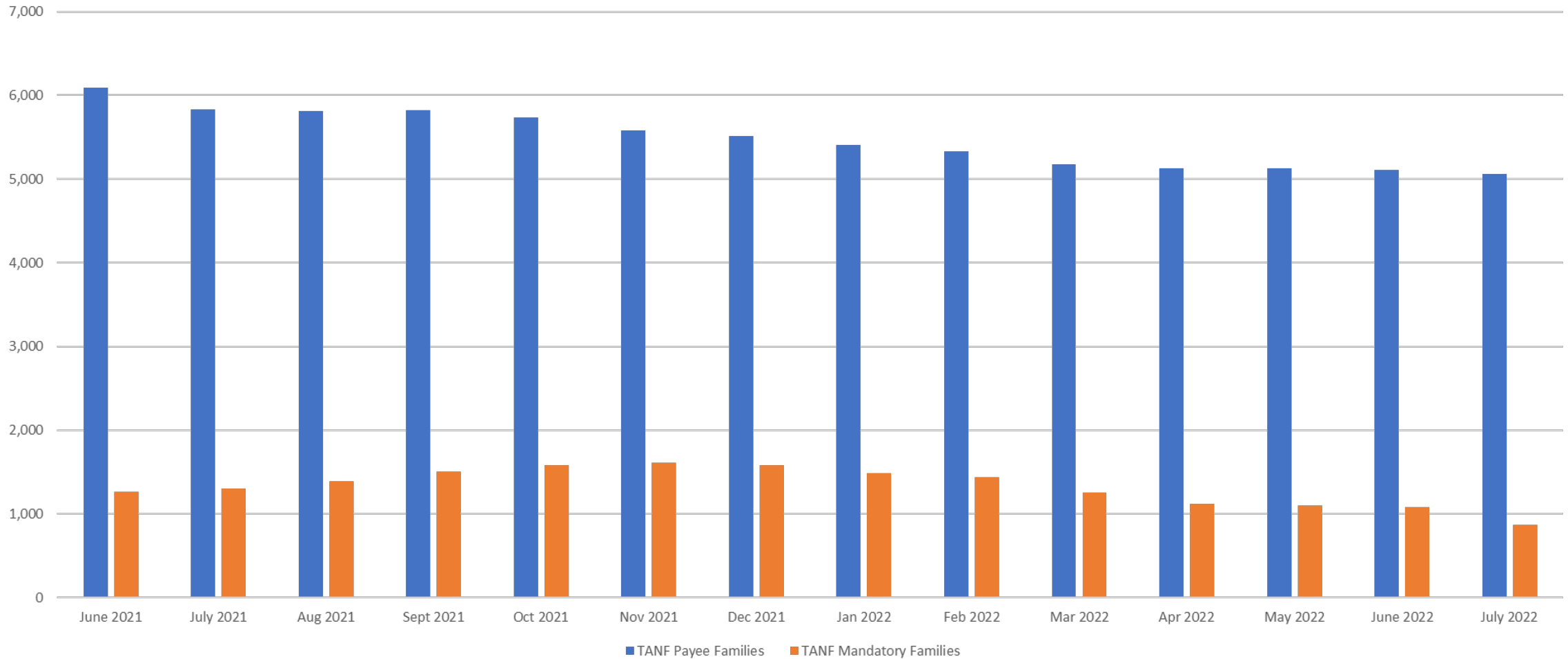


TANF Issuance in July was \$1,544,685 . Average issuance per family was \$260.

Source: DFCS Transparency Data



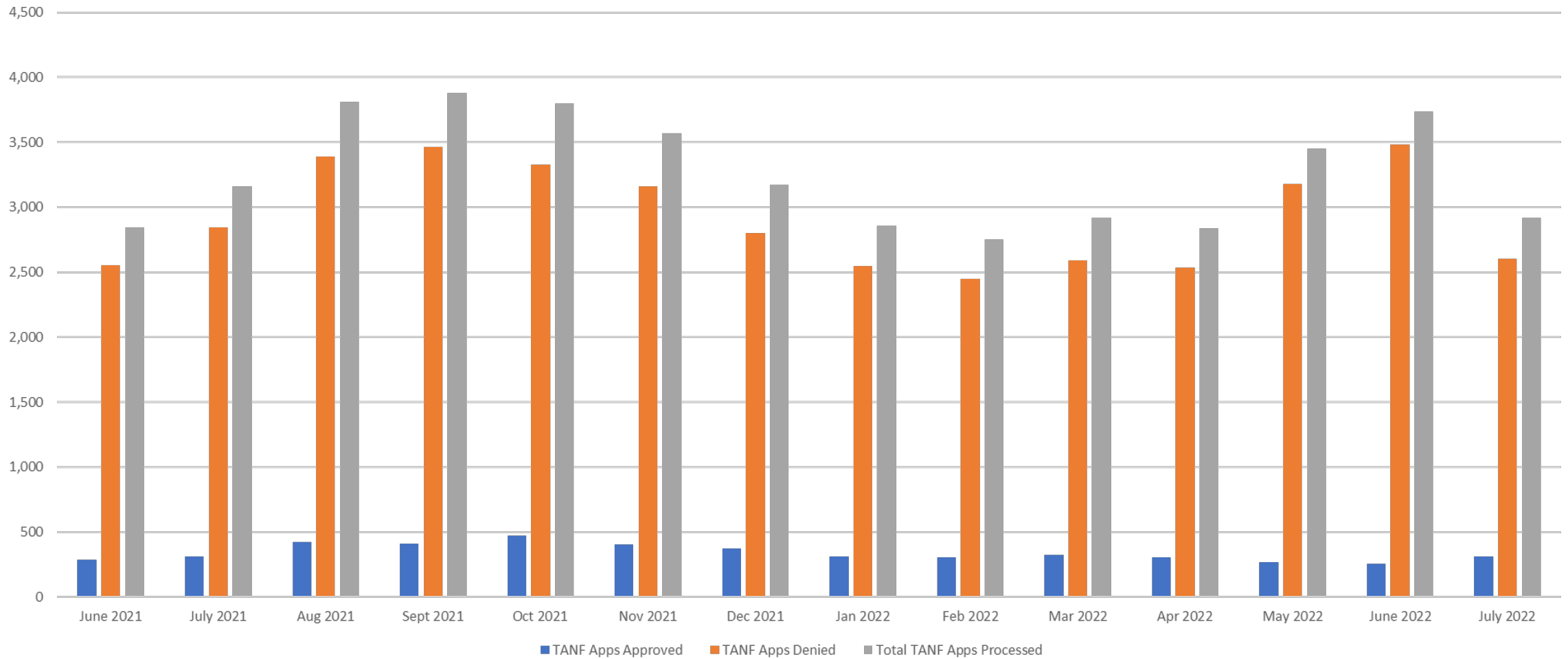
TANF Work Mandatory vs Payee Only Cases



Total TANF Families in July was 5,933
Data Source: DFCS Transparency Data



TANF Applications Approved and Denied



Total TANF Applications processed in July 2,916
Data Source: DFCS Transparency Data



Questions?

Melody DeBussey

Deputy Commissioner

Office of Family Independence

melody.debussey@dhs.ga.gov

