

Georgia Department of Human Services
Division of Aging Services

ADRC Contacts Dashboards for AAA Workers

Chevas Yeoman, MPH

Epidemiologist/ Business Support Analyst II

Vision, Mission and Core Values

Vision

Stronger Families for a Stronger Georgia.

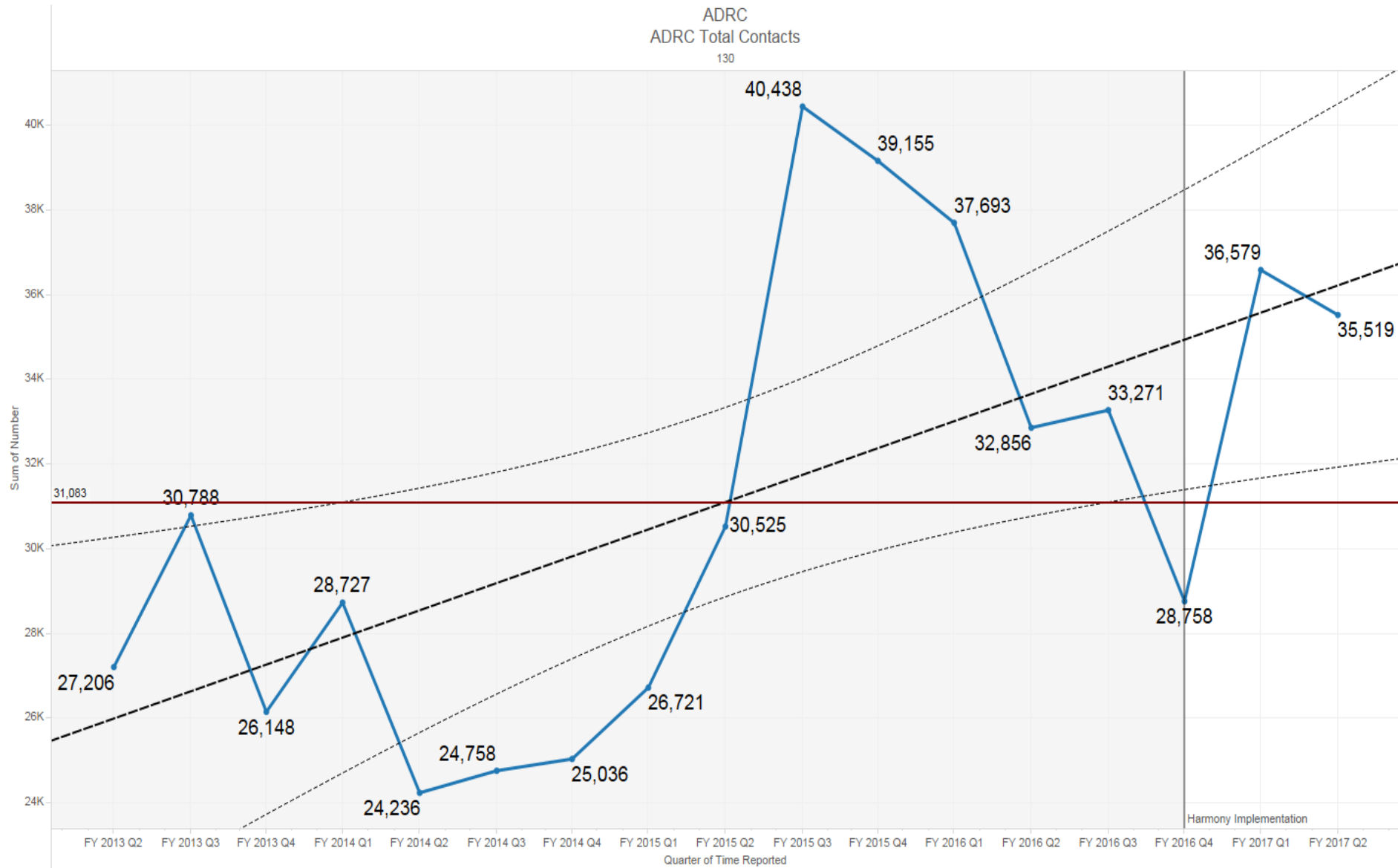
Mission

Strengthen Georgia by providing Individuals and Families access to services that promote self-sufficiency, independence, and protect Georgia's vulnerable children and adults.

Core Values

- Provide access to resources that offer support and empower Georgians and their families.
- Deliver services professionally and treat all clients with dignity and respect.
- Manage business operations effectively and efficiently by aligning resources across the agency.
- Promote accountability, transparency and quality in all services we deliver and programs we administer.
- Develop our employees at all levels of the agency.

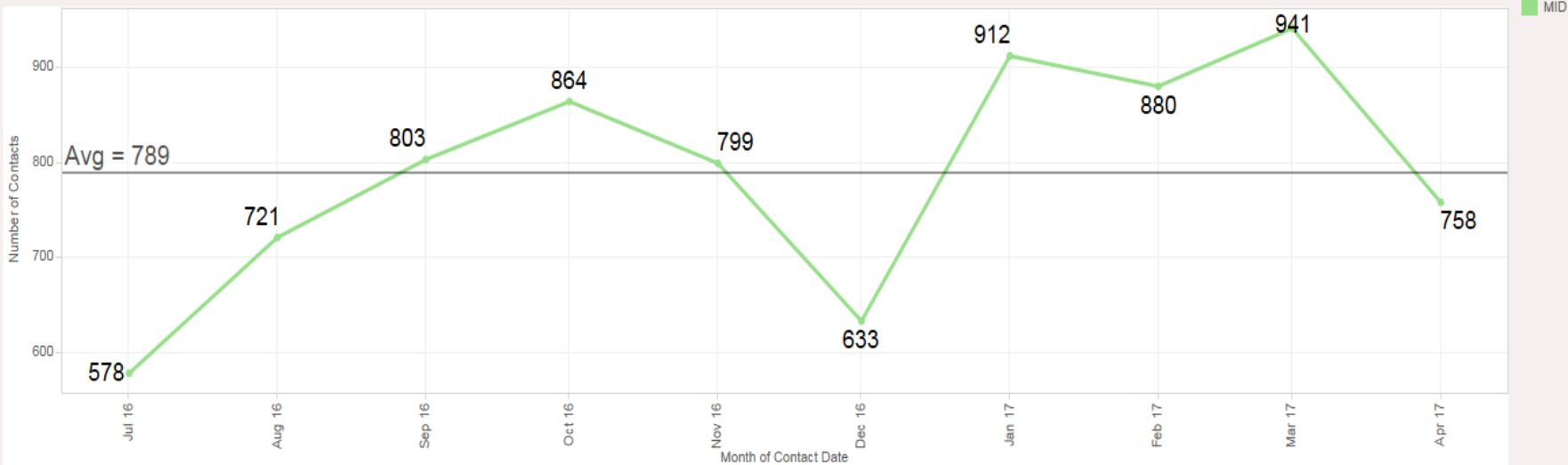




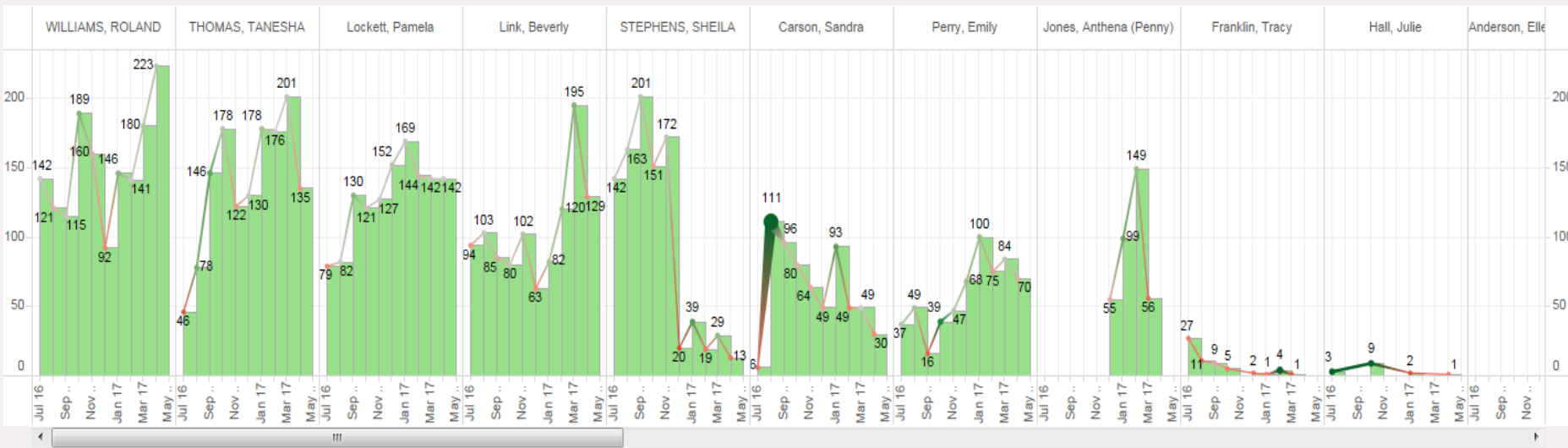
ADRC AAA Contacts

Month: Jun 16 Apr 17
 Disposition: (All)
 Status: (All)
 AAA: MID

ADRC Total Contacts by AAA

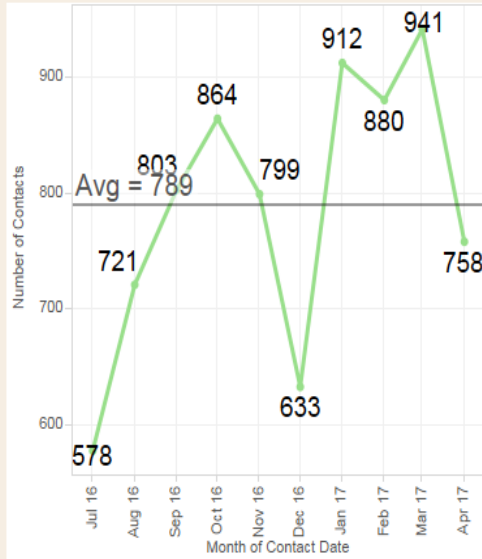


AAA Workers



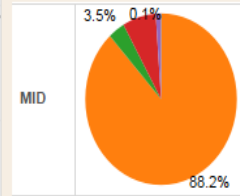
ADRC Type of Contact by AAA and Worker

ADRC Total Contacts by AAA

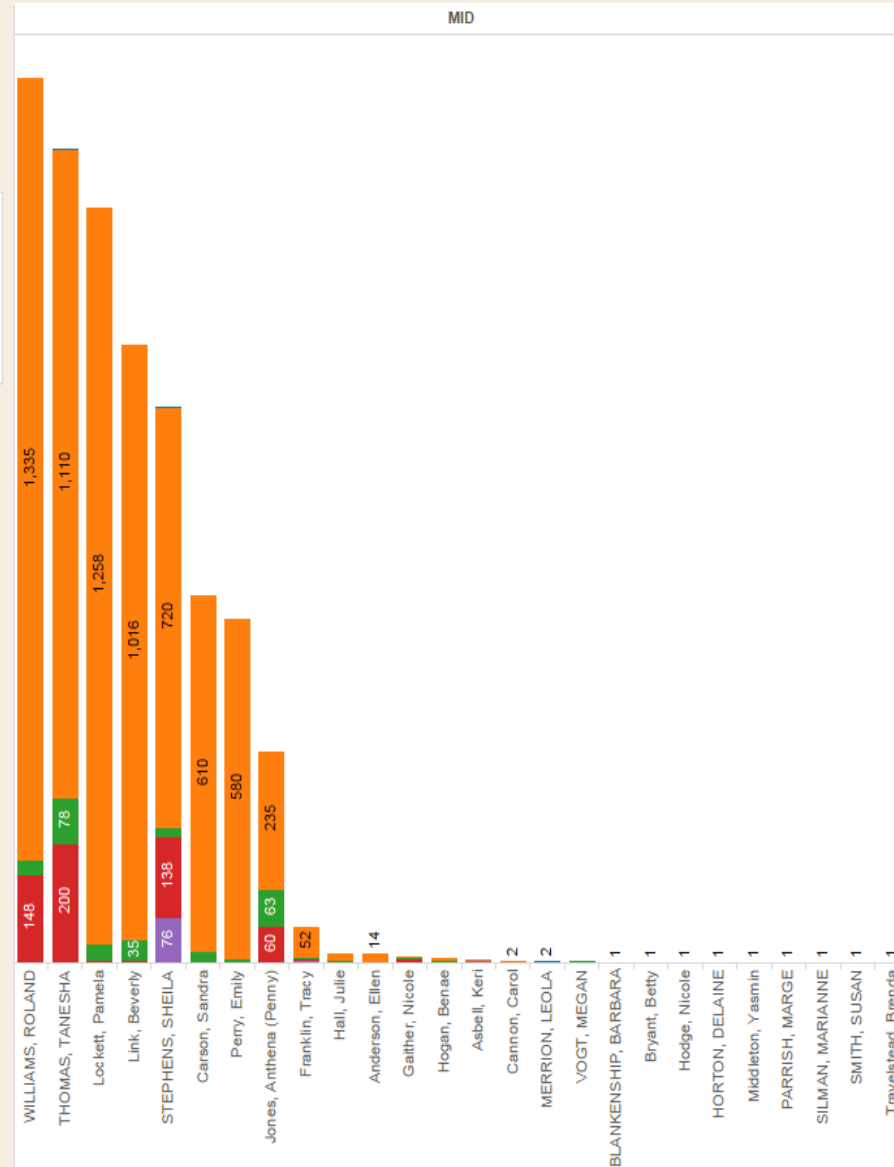


AAA
MID

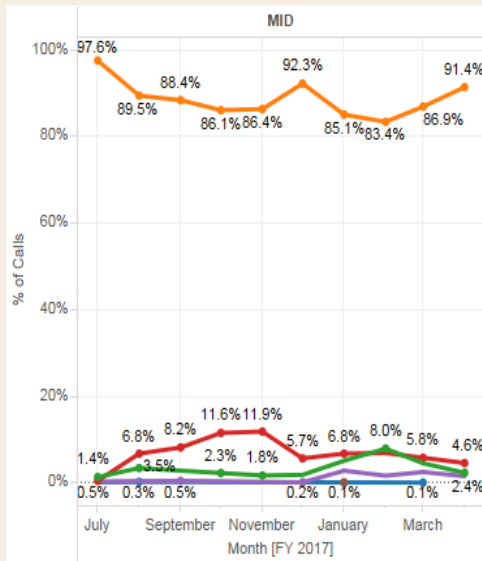
Case Type Pie



AAA Worker - Contacts by Type of Case



Percentage of Case Types



Type of Case
 Information and Referral
 Information Only
 Intake / Screening
 Unknown
 Options Counseling
 GeorgiaCares Counseling

AAA Short: MID

Quarter: FY 2017 Q1, FY 2017 Q4

Month: Jun 16, Apr 17

Type of Case

- (All)
- GeorgiaCares Counseli...
- Information and Referral
- Information Only
- Intake / Screening
- Options Counseling
- Unknown

Method of Contact

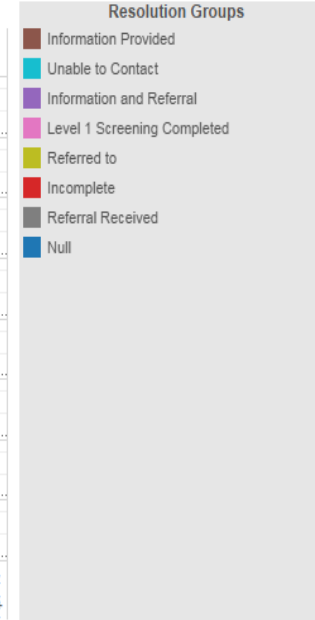
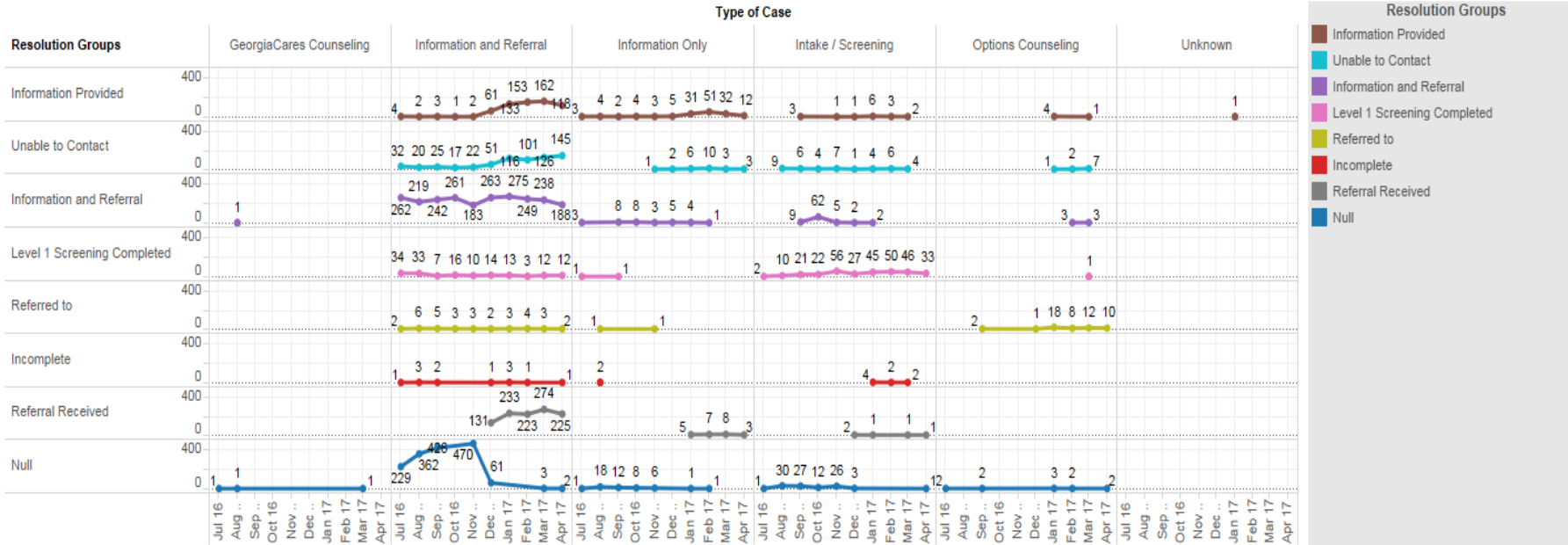
- (All)
- Null
- ADRC Return Call
- Email
- Fax
- Outgoing Call
- Outgoing Contact
- Provider Referral Form
- Regular Mail
- Telephone Call
- Walk-In
- Web Intake




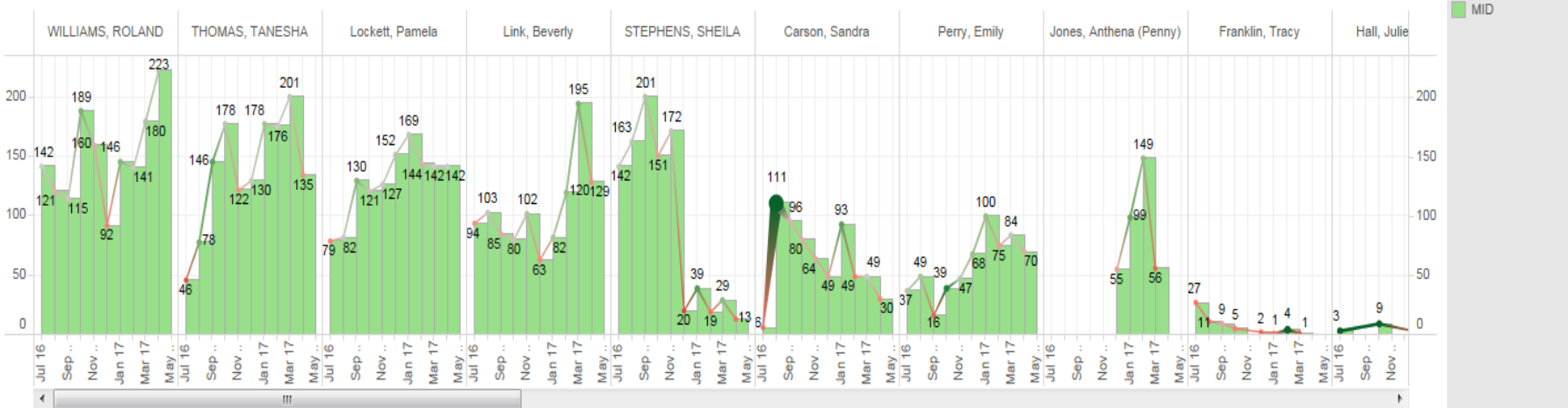
ADRC Calls - Case Type by Resolution


Quarter FY 2017 Q1 FY 2017 Q4 Month Jun 16 Apr 17

AAA: Disposition: Status: Type of Case: Resolution Groups:



AAA Workers





Georgia Department of Human Services
Division of Aging Services

Visualizing Georgia's Alzheimer's and Related Dementias Population

Eric Napierala

Economist/ Business Support Analyst II

Vision, Mission and Core Values

Vision

Stronger Families for a Stronger Georgia.

Mission

Strengthen Georgia by providing Individuals and Families access to services that promote self-sufficiency, independence, and protect Georgia's vulnerable children and adults.

Core Values

- Provide access to resources that offer support and empower Georgians and their families.
- Deliver services professionally and treat all clients with dignity and respect.
- Manage business operations effectively and efficiently by aligning resources across the agency.
- Promote accountability, transparency and quality in all services we deliver and programs we administer.
- Develop our employees at all levels of the agency.



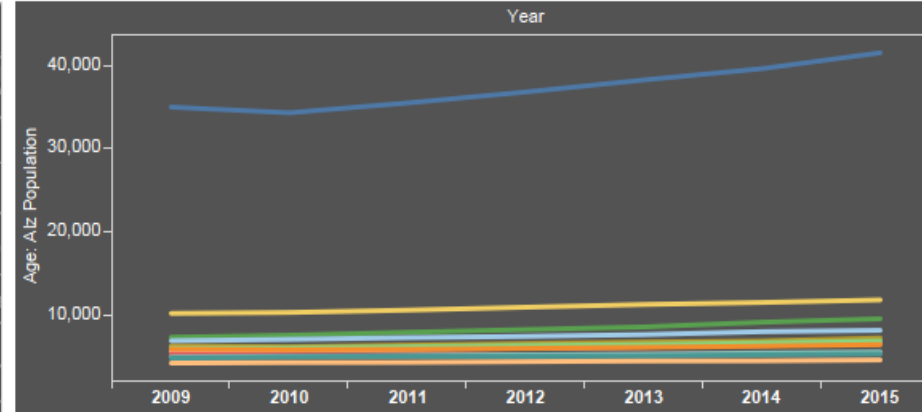
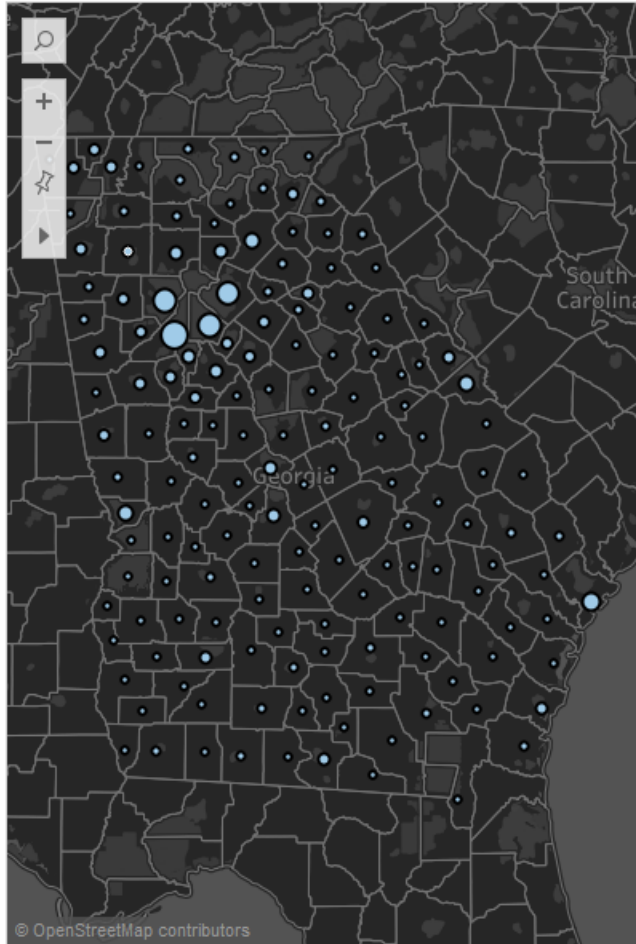
Age Group Alz Prevalence

65 to 74 3%

75 to 84 16.9%

85 ≤ 32.1%

Year: 2015 | Region: (All) | County: (All) | Population with Alzheimer's: 24 to 10,504 | Age Group: (All)



Age Group	Year						
	2009	2010	2011	2012	2013	2014	2015
55 to 59 years	537,477	548,673	561,226	576,308	592,066	604,800	620,153
60 to 64 years	421,519	451,174	477,165	496,631	512,481	529,851	539,353
65 to 69 years	9,157 305,247	9,781 326,017	10,272 342,396	10,896 363,192	11,471 382,364	12,116 403,872	12,777 425,898
70 to 74 years	6,802 226,745	7,070 235,658	7,305 243,516	7,625 254,170	8,052 268,413	8,480 282,672	8,994 299,805
75 to 79 years	30,210 178,757	29,897 176,908	30,680 181,537	30,967 183,235	31,903 188,775	33,164 196,237	34,538 204,367
80 to 84 years	21,308 126,081	21,075 124,702	21,394 126,590	22,156 131,099	22,417 132,645	22,766 134,708	23,410 138,523
85 years and over	35,471 110,501	35,026 109,115	35,997 112,140	36,989 115,230	37,963 118,266	38,794 120,854	39,712 123,713
Grand Total	102,948 1,906,327	102,848 1,972,248	105,648 2,044,569	108,632 2,119,863	111,806 2,195,010	115,320 2,272,993	119,432 2,351,812

Citation: Hebert, Liesi E. et al. "Alzheimer Disease in the United States (2010–2050) Estimated Using the 2010 Census." *Neurology* 80.19 (2013): 1778–1783. *PMC*. Web. 14 Mar. 2017.

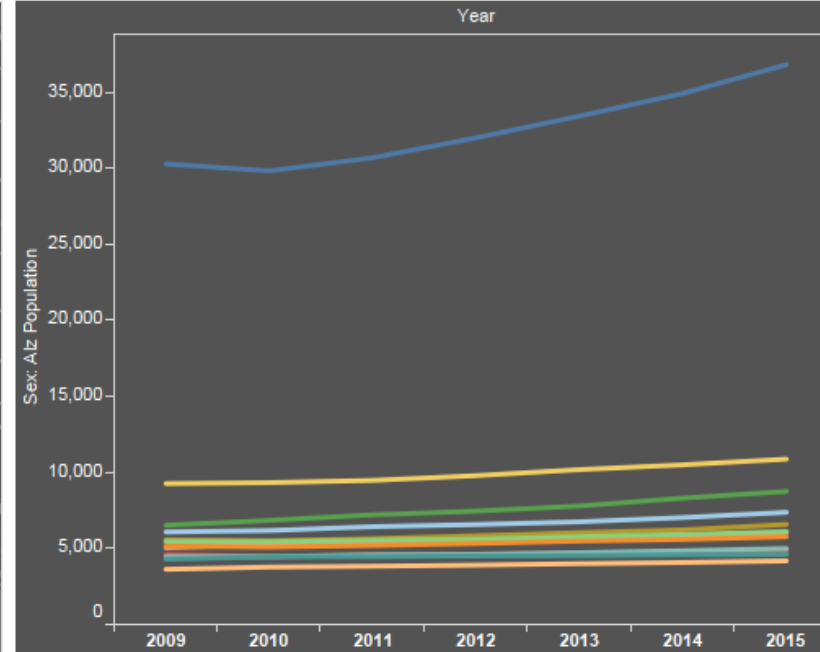
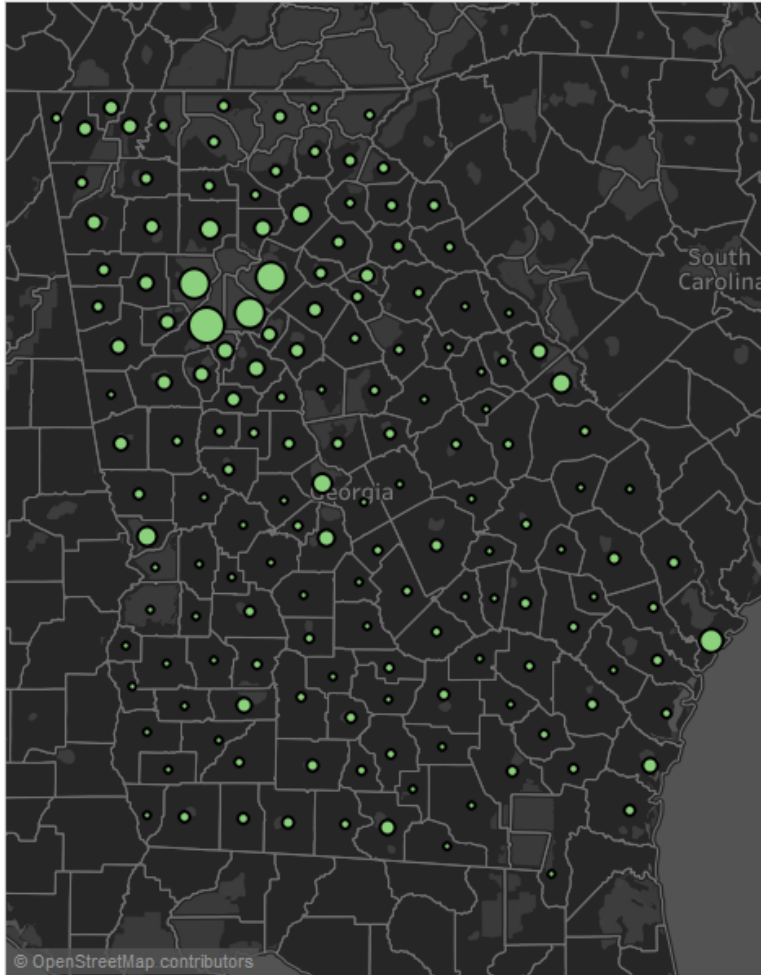


Sex, Over 70 Alz Prevalence

Female 16%

Male 11%

Year: [Navigation icons] |
 Region: (All) |
 County: (All) |
 Population with Alzheimer's: 22 |
 [Slider: 0 to 8,990] |
 Sex:
 (All)
 Female
 Male



	Year						
Sex	2009	2010	2011	2012	2013	2014	2015
Female	62,980 393,627	62,398 389,984	63,862 399,135	65,442 409,011	67,339 420,870	69,474 434,213	72,191 451,192
Male	27,330 248,458	28,204 256,399	29,111 264,648	30,219 274,722	31,595 287,228	33,028 300,258	34,674 315,217
Grand Total	90,311 642,085	90,601 646,383	92,973 663,782	95,661 683,732	98,934 708,098	102,502 734,470	106,865 766,409

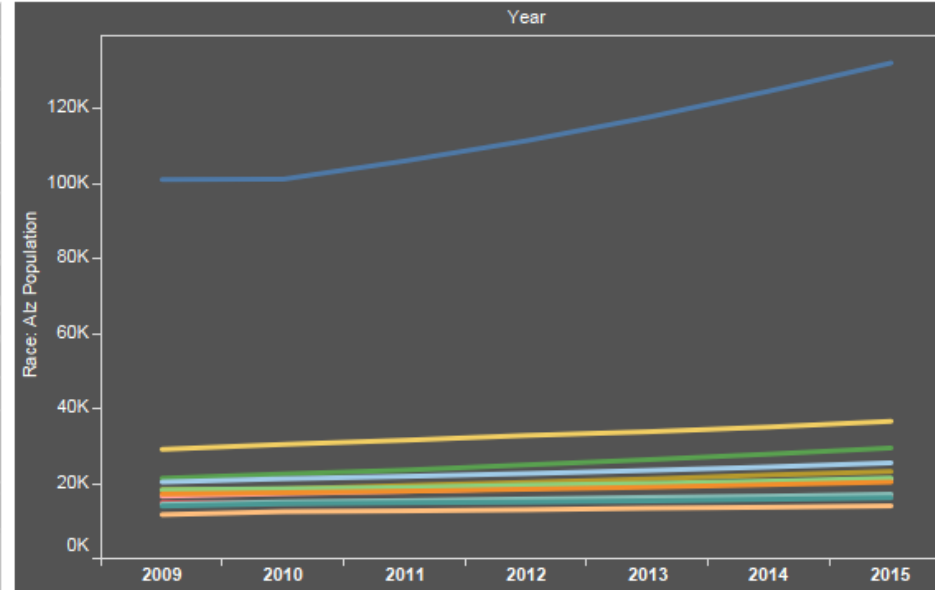
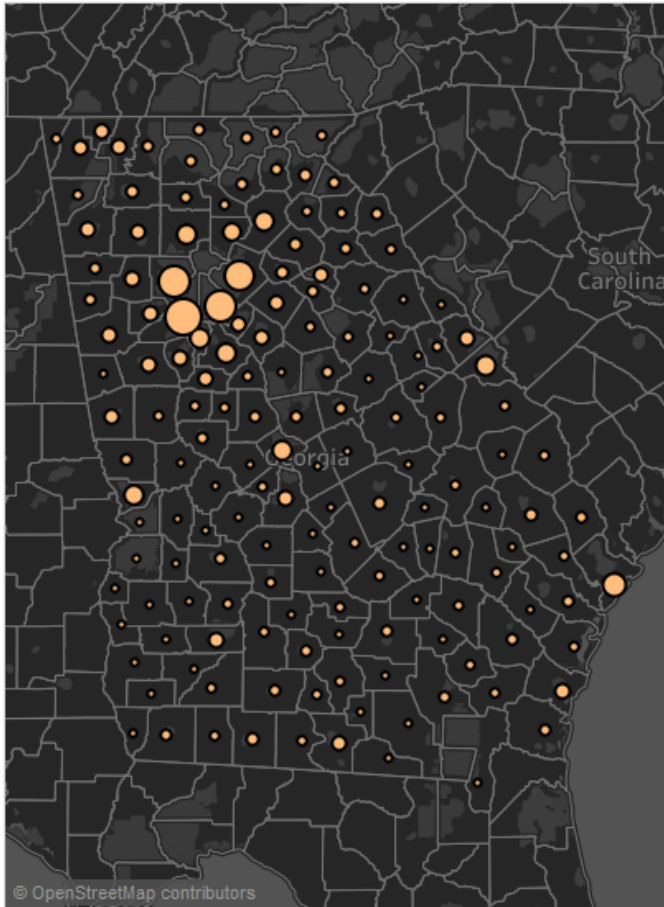
Citation: Plassman, B.L. et al. "Prevalence of Dementia in the United States: The Aging, Demographics, and Memory Study." *Neuroepidemiology* 29.1-2 (2007): 125-132. PMC. Web. 5 Apr. 2017.



LIKELIHOOD OF DEVELOPING ALZHEIMER'S AFTER TURNING 65

BLACK 38% | HISPANIC 32% | WHITE 30%

Year: 2015 | Region: (All) | County: (All) | Race: Alzheimer's Population: 91 | 32,364 | Race: (All) Black Hispanic White



Race	Year						
	2009	2010	2011	2012	2013	2014	2015
Black	72,965	75,530	78,831	82,503	86,801	91,831	97,503
Hispanic	6,065	5,836	6,213	6,762	7,189	7,783	8,591
White	218,463	223,151	230,452	239,028	247,910	257,545	267,709
Grand Total	297,492	304,516	315,496	328,292	341,900	357,158	373,803

Citation: Mayeda, Elizabeth Rose, M.maria Glymour, Charles P. Quesenberry, and Rachel A. Whitmer. "Inequalities in dementia incidence between six racial and ethnic groups over 14 years." *Alzheimer's & Dementia* 12.3 (2016): 216-24. Web.



Questions?

Chevas Yeoman, MPH

chevas.yeoman@dhs.ga.gov

Eric Napierala

Eric.Napierala@dhs.ga.gov

